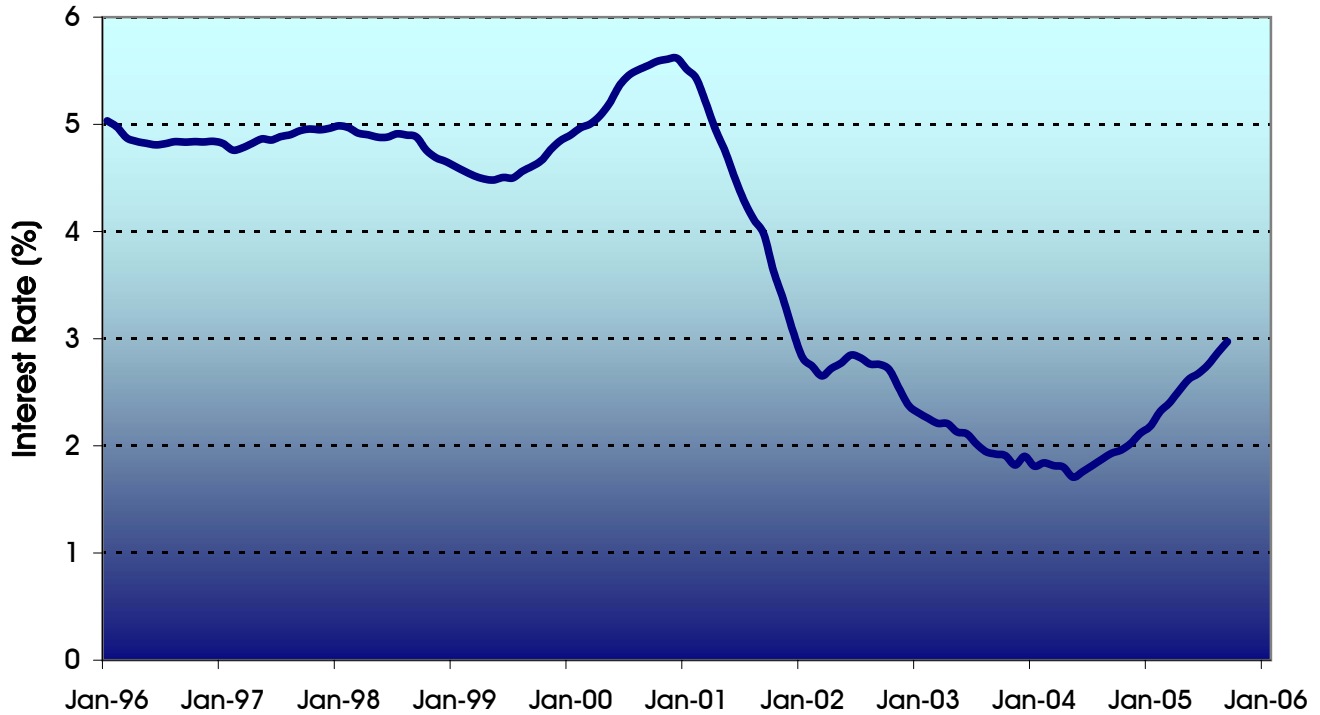


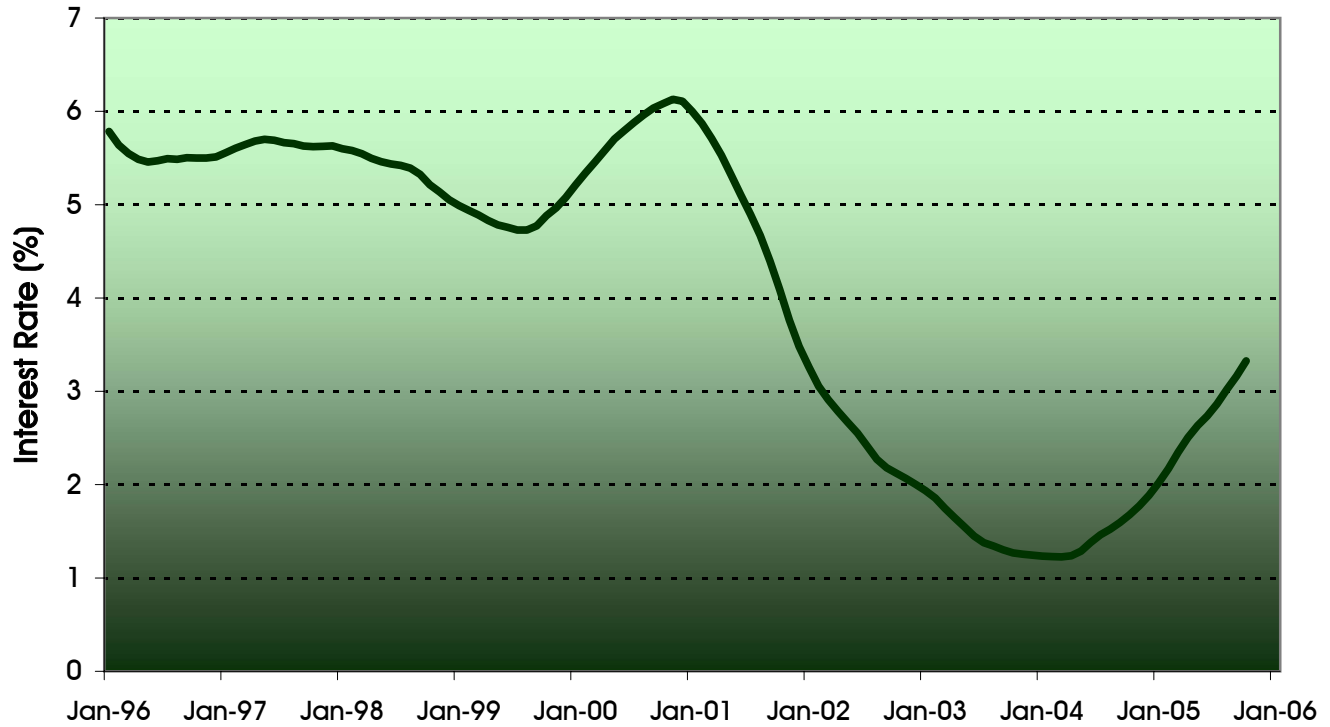
## 11th District Cost of Funds Index (COFI)



11th District Cost of Funds Index (COFI)											
	1996	1997	1998	1999	2000	2001	2002	2003	2004	2005	2006
Jan	5.03%	4.82%	4.99%	4.61%	4.90%	5.51%	2.82%	2.31%	1.81%	2.18%	-
Feb	4.98%	4.76%	4.97%	4.56%	4.97%	5.43%	2.74%	2.26%	1.84%	2.32%	
Mar	4.87%	4.78%	4.92%	4.52%	5.00%	5.20%	2.65%	2.21%	1.82%	2.40%	
Apr	4.84%	4.82%	4.90%	4.49%	5.08%	4.95%	2.72%	2.21%	1.80%	2.52%	
May	4.82%	4.86%	4.88%	4.48%	5.20%	4.75%	2.77%	2.13%	1.71%	2.62%	
Jun	4.81%	4.85%	4.88%	4.50%	5.36%	4.50%	2.85%	2.11%	1.76%	2.68%	
Jul	4.82%	4.89%	4.91%	4.50%	5.46%	4.27%	2.82%	2.02%	1.82%	2.76%	
Aug	4.84%	4.90%	4.90%	4.56%	5.51%	4.11%	2.76%	1.95%	1.88%	2.87%	
Sep	4.83%	4.94%	4.88%	4.61%	5.55%	3.97%	2.76%	1.92%	1.93%	2.97%	
Oct	4.84%	4.96%	4.76%	4.67%	5.59%	3.63%	2.71%	1.91%	1.96%	3.07%	
Nov	4.84%	4.95%	4.69%	4.77%	5.61%	3.37%	2.54%	1.82%	2.03%	3.19%	
Dec	4.84%	4.96%	4.66%	4.85%	5.62%	3.07%	2.38%	1.90%	2.12%	3.30%	

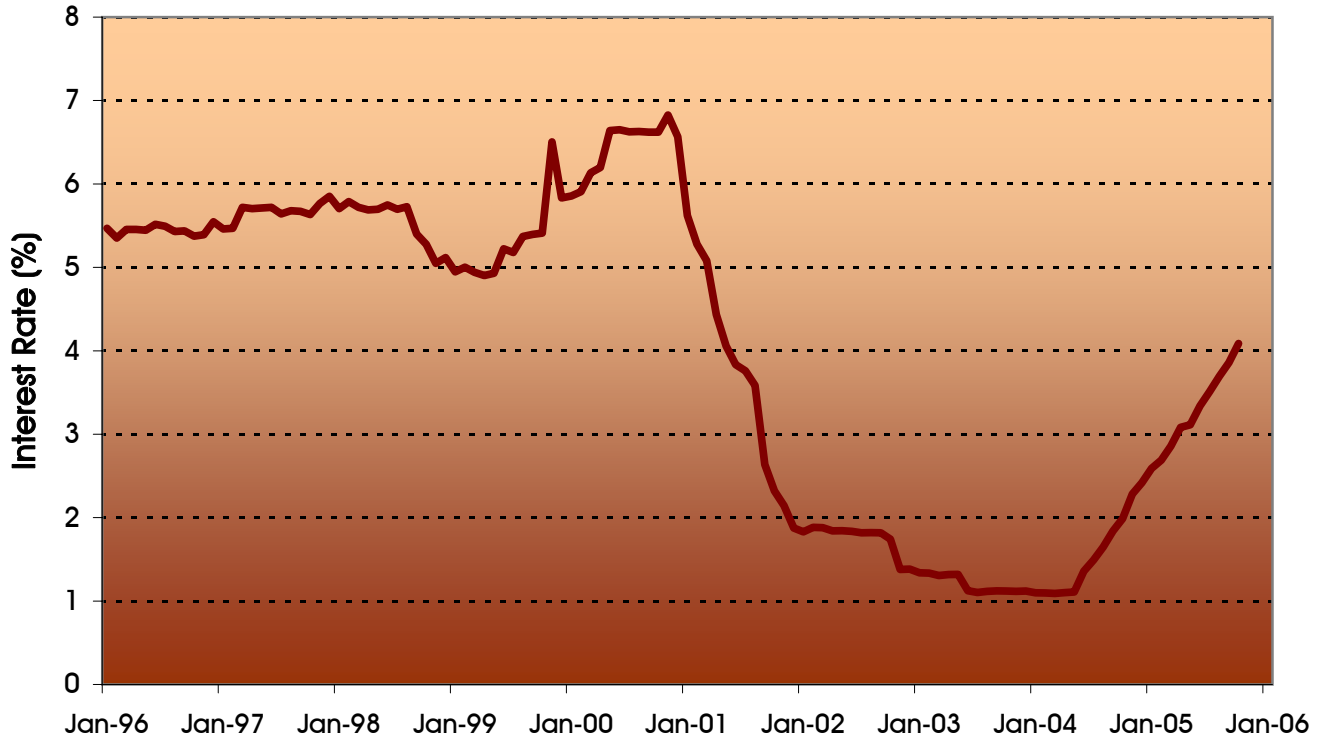
\* Data for January 2006 is currently unavailable

## 12-Month Treasury Average (12-MTA)



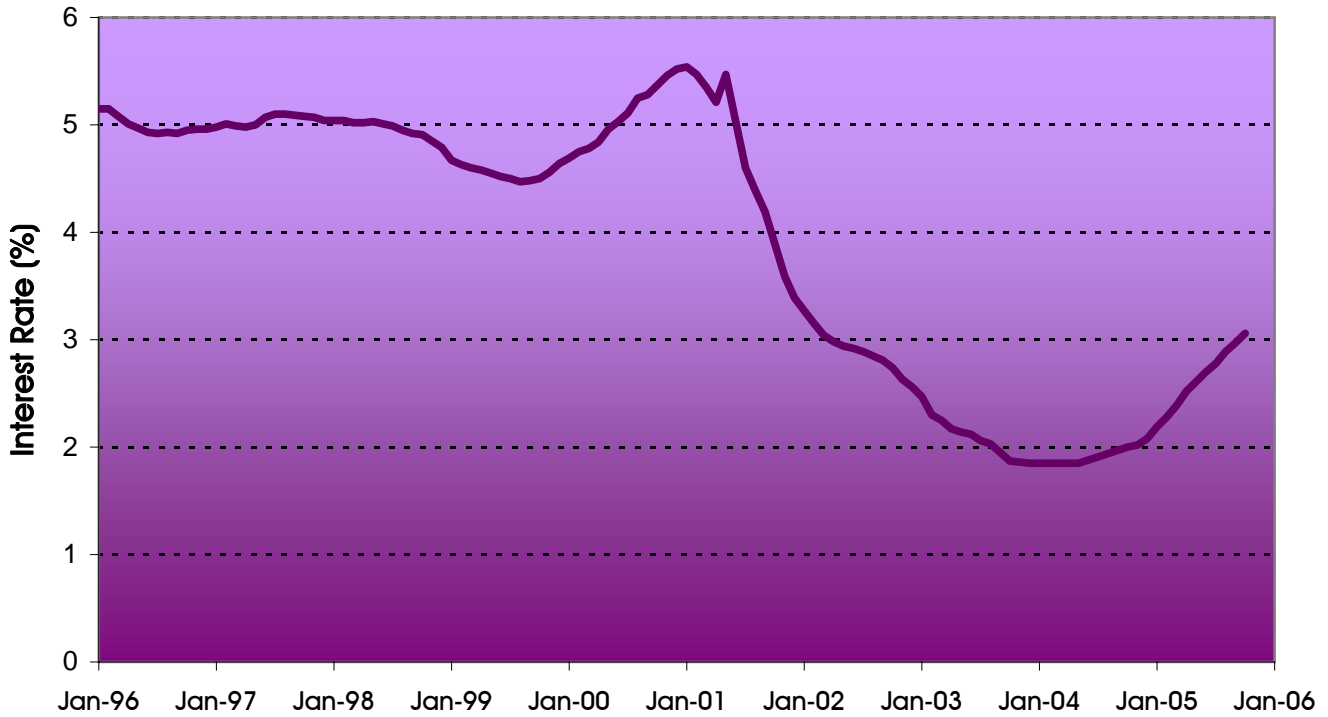
12-Month Treasury Average (12-MTA)											
	1996	1997	1998	1999	2000	2001	2002	2003	2004	2005	2006
Jan	5.79%	5.56%	5.60%	4.99%	5.21%	6.00%	3.26%	1.94%	1.23%	2.02%	3.75%
Feb	5.64%	5.61%	5.58%	4.94%	5.34%	5.87%	3.06%	1.86%	1.23%	2.17%	
Mar	5.55%	5.64%	5.55%	4.89%	5.46%	5.71%	2.91%	1.75%	1.23%	2.35%	
Apr	5.49%	5.68%	5.50%	4.83%	5.58%	5.53%	2.79%	1.65%	1.24%	2.50%	
May	5.46%	5.70%	5.46%	4.78%	5.70%	5.32%	2.67%	1.55%	1.29%	2.63%	
Jun	5.47%	5.69%	5.44%	4.76%	5.79%	5.10%	2.55%	1.45%	1.38%	2.74%	
Jul	5.49%	5.66%	5.42%	4.73%	5.88%	4.90%	2.41%	1.38%	1.46%	2.87%	
Aug	5.49%	5.66%	5.39%	4.73%	5.96%	4.67%	2.27%	1.34%	1.52%	3.02%	
Sep	5.50%	5.63%	5.33%	4.77%	6.04%	4.40%	2.18%	1.30%	1.60%	3.16%	
Oct	5.50%	5.62%	5.21%	4.88%	6.08%	4.09%	2.12%	1.27%	1.68%	3.33%	
Nov	5.50%	5.63%	5.14%	4.97%	6.13%	3.76%	2.07%	1.26%	1.77%	3.48%	
Dec	5.51%	5.63%	5.05%	5.08%	6.11%	3.48%	2.00%	1.24%	1.89%	3.62%	

## 1-Month London Inter Bank Offering Rates (LIBOR)



1-Month London Inter Bank Offering Rates (LIBOR)											
	1996	1997	1998	1999	2000	2001	2002	2003	2004	2005	2006
Jan	5.47%	5.46%	5.70%	4.95%	5.86%	5.62%	1.83%	1.34%	1.10%	2.59%	4.57%
Feb	5.35%	5.47%	5.79%	5.00%	5.91%	5.28%	1.88%	1.33%	1.10%	2.69%	
Mar	5.45%	5.72%	5.72%	4.94%	6.13%	5.08%	1.88%	1.31%	1.09%	2.86%	
Apr	5.45%	5.70%	5.69%	4.90%	6.20%	4.44%	1.84%	1.32%	1.10%	3.08%	
May	5.45%	5.71%	5.70%	4.93%	6.64%	4.06%	1.84%	1.32%	1.11%	3.11%	
Jun	5.52%	5.72%	5.75%	5.22%	6.65%	3.84%	1.84%	1.12%	1.36%	3.34%	
Jul	5.49%	5.64%	5.70%	5.18%	6.63%	3.76%	1.82%	1.10%	1.49%	3.51%	
Aug	5.43%	5.68%	5.73%	5.37%	6.63%	3.58%	1.82%	1.12%	1.65%	3.69%	
Sep	5.44%	5.67%	5.40%	5.40%	6.62%	2.64%	1.82%	1.12%	1.84%	3.86%	
Oct	5.38%	5.63%	5.28%	5.41%	6.62%	2.32%	1.74%	1.12%	1.99%	4.09%	
Nov	5.39%	5.77%	5.05%	6.50%	6.83%	2.15%	1.38%	1.12%	2.28%	4.30%	
Dec	5.55%	5.85%	5.12%	5.83%	6.57%	1.88%	1.38%	1.12%	2.42%	4.39%	

## Cost of Savings Index (COSI)



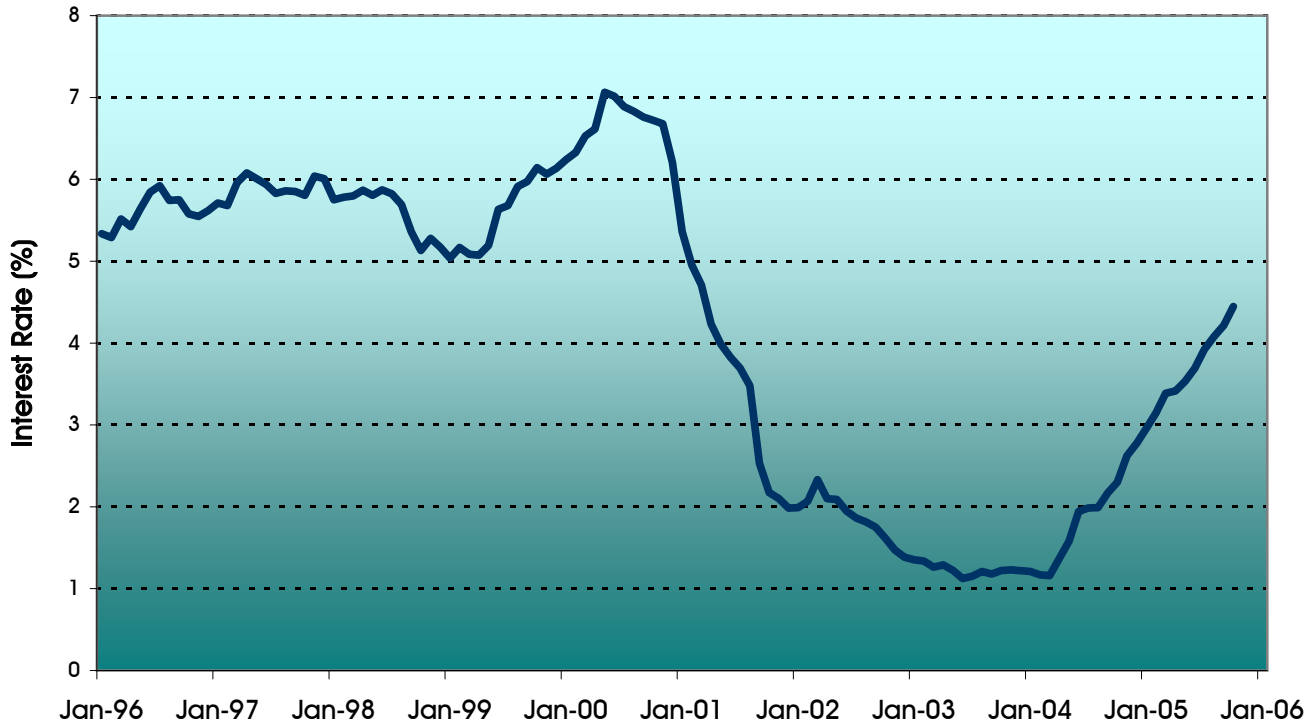
Cost of Savings Index (COSI)											
	1996	1997	1998	1999	2000	2001	2002	2003	2004	2005	2006
Jan	5.15%	4.98%	5.04%	4.67%	4.69%	5.54%	3.27%	2.47%	1.85%	2.19%	3.36%
Feb	5.15%	5.01%	5.04%	4.63%	4.75%	5.47%	3.15%	2.30%	1.85%	2.28%	
Mar	5.08%	4.99%	5.02%	4.60%	4.78%	5.35%	3.04%	2.25%	1.85%	2.39%	
Apr	5.01%	4.98%	5.02%	4.58%	4.84%	5.21%	2.98%	2.17%	1.85%	2.52%	
May	4.97%	5.00%	5.03%	4.55%	4.96%	5.47%	2.94%	2.14%	1.85%	2.61%	
Jun	4.93%	5.07%	5.01%	4.52%	5.03%	5.03%	2.92%	2.12%	1.88%	2.70%	
Jul	4.92%	5.10%	4.99%	4.50%	5.11%	4.60%	2.89%	2.06%	1.91%	2.78%	
Aug	4.93%	5.10%	4.95%	4.47%	5.25%	4.39%	2.85%	2.03%	1.94%	2.89%	
Sep	4.92%	5.09%	4.92%	4.48%	5.28%	4.19%	2.81%	1.95%	1.97%	2.97%	
Oct	4.95%	5.08%	4.91%	4.50%	5.37%	3.89%	2.74%	1.87%	2.00%	3.06%	
Nov	4.96%	5.07%	4.85%	4.56%	5.46%	3.59%	2.63%	1.86%	2.02%	3.14%	
Dec	4.96%	5.04%	4.79%	4.64%	5.52%	3.39%	2.56%	1.85%	2.08%	3.24%	

## 1-Year London Inter Bank Offering Rates (LIBOR)



1-Year London Inter Bank Offering Rates (LIBOR)											
	1996	1997	1998	1999	2000	2001	2002	2003	2004	2005	2006
Jan	5.20%	5.95%	5.77%	5.11%	6.66%	5.28%	2.42%	1.48%	1.46%	3.27%	4.94%
Feb	5.27%	5.95%	5.84%	5.41%	6.76%	4.93%	2.50%	1.37%	1.36%	3.51%	
Mar	5.70%	6.28%	5.91%	5.31%	6.97%	4.67%	3.01%	1.34%	1.34%	3.84%	
Apr	5.83%	6.45%	6.02%	5.30%	6.96%	4.33%	2.61%	1.36%	1.81%	3.71%	
May	5.98%	6.29%	5.93%	5.50%	7.45%	4.26%	2.63%	1.22%	2.08%	3.78%	
Jun	6.17%	6.14%	5.94%	5.80%	7.21%	4.06%	2.25%	1.20%	2.47%	3.86%	
Jul	6.24%	5.98%	5.90%	5.84%	7.05%	3.84%	2.07%	1.28%	2.46%	4.17%	
Aug	6.06%	6.08%	5.65%	6.02%	6.98%	3.60%	1.94%	1.47%	2.30%	4.31%	
Sep	5.99%	6.01%	5.19%	6.05%	6.81%	2.65%	1.81%	1.29%	2.44%	4.41%	
Oct	5.72%	5.92%	4.87%	6.31%	6.73%	2.31%	1.66%	1.46%	2.53%	4.68%	
Nov	5.70%	6.11%	5.24%	6.26%	6.62%	2.49%	1.71%	1.49%	2.96%	4.74%	
Dec	5.79%	6.08%	5.21%	6.51%	6.00%	2.45%	1.45%	1.46%	3.10%	4.82%	

## 6-Month London Inter Bank Offering Rates (LIBOR)



6-Month London Inter Bank Offering Rates (LIBOR)											
	1996	1997	1998	1999	2000	2001	2002	2003	2004	2005	2006
Jan	5.34%	5.71%	5.75%	5.04%	6.24%	5.36%	1.99%	1.35%	1.21%	2.96%	4.81%
Feb	5.29%	5.68%	5.78%	5.17%	6.33%	4.96%	2.07%	1.34%	1.17%	3.15%	
Mar	5.52%	5.96%	5.80%	5.08%	6.53%	4.71%	2.33%	1.26%	1.16%	3.39%	
Apr	5.42%	6.08%	5.87%	5.08%	6.61%	4.23%	2.10%	1.29%	1.37%	3.42%	
May	5.64%	6.01%	5.81%	5.19%	7.06%	3.99%	2.09%	1.22%	1.58%	3.53%	
Jun	5.84%	5.94%	5.87%	5.63%	7.01%	3.83%	1.95%	1.12%	1.94%	3.69%	
Jul	5.92%	5.83%	5.82%	5.68%	6.89%	3.69%	1.86%	1.15%	1.99%	3.92%	
Aug	5.74%	5.86%	5.69%	5.91%	6.83%	3.48%	1.82%	1.21%	1.99%	4.08%	
Sep	5.75%	5.85%	5.36%	5.97%	6.76%	2.53%	1.75%	1.18%	2.17%	4.22%	
Oct	5.58%	5.81%	5.13%	6.14%	6.72%	2.17%	1.62%	1.22%	2.30%	4.45%	
Nov	5.55%	6.04%	5.28%	6.06%	6.68%	2.10%	1.47%	1.23%	2.62%	4.58%	
Dec	5.62%	6.01%	5.17%	6.14%	6.21%	1.98%	1.38%	1.22%	2.78%	4.69%	

# Indices Comparison

